



HIRA DENTAL LABORATORY

Tradelink House, 2 Ulverscoft Road, Coventry CV3 5EZ

Telephone / WhatsApp : +442476263962

Email: info@hiradentallab.com | www.hiradentallab.com

Follow us on: @HiraDentalLaboratory

RESTORATION

- SURGICAL GUIDES
 - Fully Guided (SMOP)
 - Pilot Drill (SMOP)
- Implant (All on 4)
- Implant (All on 6)
- Implant (ALL SYSTEMS ACCEPTED)
- Crown
- Bridge
- Inlay / Onlay
- 3/4 Crown
- Veneer
- Maryland Bridge
 - 1 Wing 2 Wing
- 3D Printed Models
- Digital Study Models

Material Type

- 60% Precious Gold

Metal Free Selection

- Zirconia (Porcelain Overlay)
- Multi-Layered Zirconia
- IPS E.max
- Peek
- 3D Printed resin
FOR PROVISIONAL
- Titanium bar

Removables

- Bleaching Trays
- Essix Retainers
- Aligners
- Sports Guard
- Night Guard

Disinfected

Private

Case No.

Dentist

Patient

Surgery

Return Date

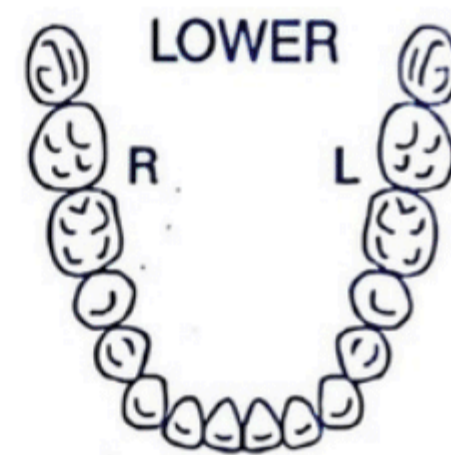
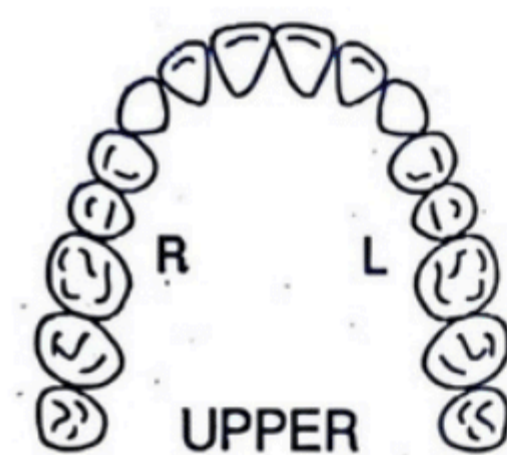
Working Time

15 WORKING DAY'S (Normal Service)

PLEASE Note: WORKING DAY'S EXCLUDES SATURDAYS, SUNDAYS AND DAYS IN TRANSIT

PLEASE DATE A DAY BEFORE APPOINTMENT

Tooth Selection

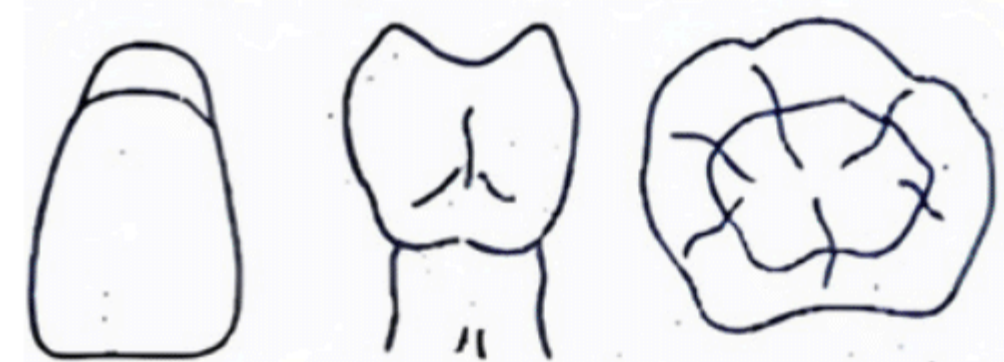


8 7 6 5 4 3 2 1 1 2 3 4 5 6 7 8
8 7 6 5 4 3 2 1 1 2 3 4 5 6 7 8

Shade Details

Shade Details

Core / Prep shade



ENCLOSURES: Rubber U/L Alginate U/L Bite

QUANTITY:

CBCT SCANS: We Transfer Google Drive usb / cd

godigital@hiradentallab.com

INTRAORAL SCANS / IMAGES: Shade at Lab Email WhatsApp

godigital@hiradentallab.com

Instructions / Notes

The Doctor named above takes the responsibility for prescribing the correct material / alloy in accordance with current regulations in their region.
This Medical Device is intended for the exclusive use of this patient and conforms to the relevant essential requirements as set out in Annexe I of the Medical Devices Directive (93/42/EEC).

